



**PERFORMANCE DATA SHEET
NEMA PREMIUM NR CAN NEMA 12 - 12**

Catalogue #: MQSP-702TL

HP	kW	Voltage	S.F. @ 60Hz	Efficiency	Power Factor	Frame	Design	L.R. Amps
7,5	5,60	230/460	1,15	89,5%	0,835	213TC	B	63

60 Hz								
FLA							Code	F.L. RPM
208	230	416	460	480	575	600		
/	18,8	/	9,4	/	/	/		

50 Hz								
FLA			S.F. @ 50Hz	Efficiency	Power Factor	Code	F.L. RPM	
190	380	415						1,00
21,0	10,5	/						

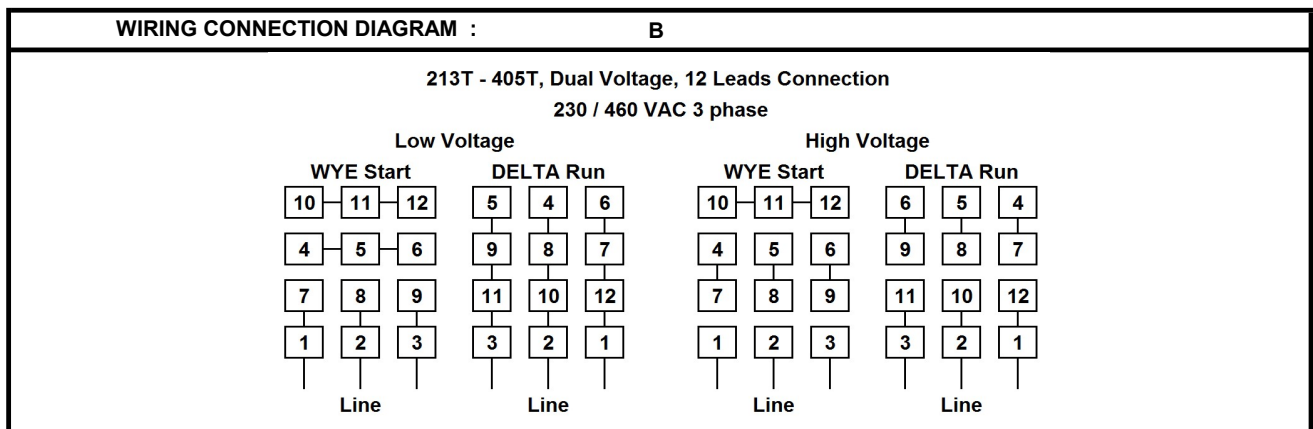
Wgt. Lbs	PH	Duty	Insul. Class	Amb.	Elevation	Temp. Rise° C
110	3	Cont.	F	40°C	1000M (3300 Ft)	42

% Efficiency		% Power Factor		Torque		Winding Resist. Ω	Safe Cold Start (Secs)
Full Load:	89,5%	Full Load:	0,83	Full Load Ft/Lbs	11,2		
3/4 Load:	89,1%	3/4 Load:	0,80	Locked Rotor %	180		
1/2 Load:	85,5%	1/2 Load:	0,70	Break Down %	300		

Rotor Inertia Wk2 Lb-Ft2	Max Load Inertia Wk2 Lb-Ft2	Shaft Material	Frame Material	DE Bracket Type	ODE Bracket Type	Enclosure	NEMA Rating	Lead Wire Size
0,31	12,2	304SS	Stainless Steel			TEFC	IP69K	14 AWG

Ball Bearings		Grease	Mount Type	Orientation	Paint	Sound Pressure @ 3FT	Sound Power
DE	ODE						
6308	6208	Sealed Bearings	Foot	Horizontal	-	81	91

Inverter Duty. Motor meets MG1 parts 31.4.4.2	Constant Torque Range	Variable Torque Range	Constant HP RPM
		10:1	20:1

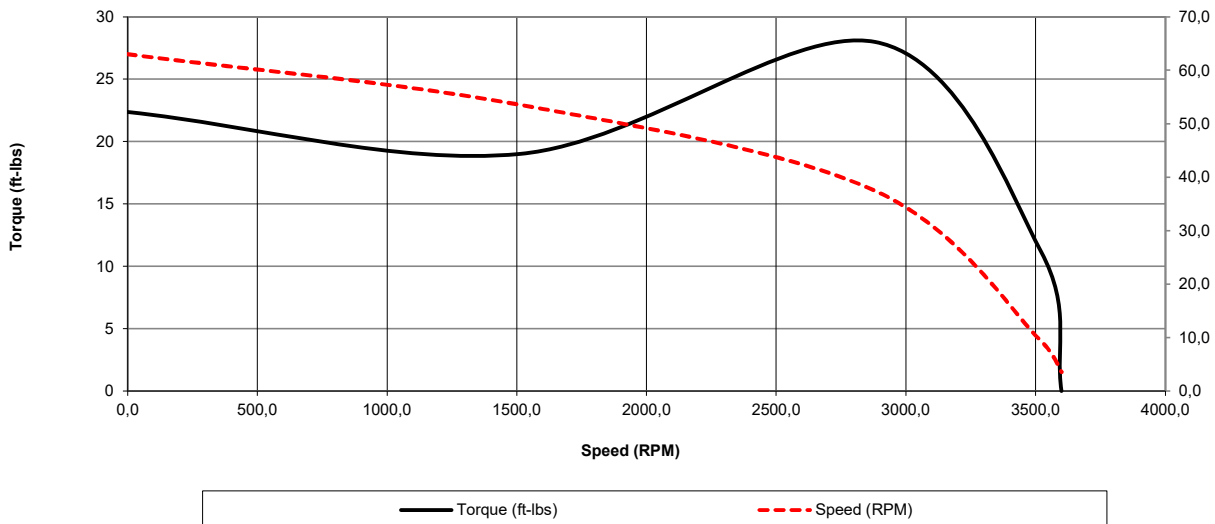


Date: 2024-01-29
 Customer: _____
 Contact: _____
 Submittee: J.C. Lavallée

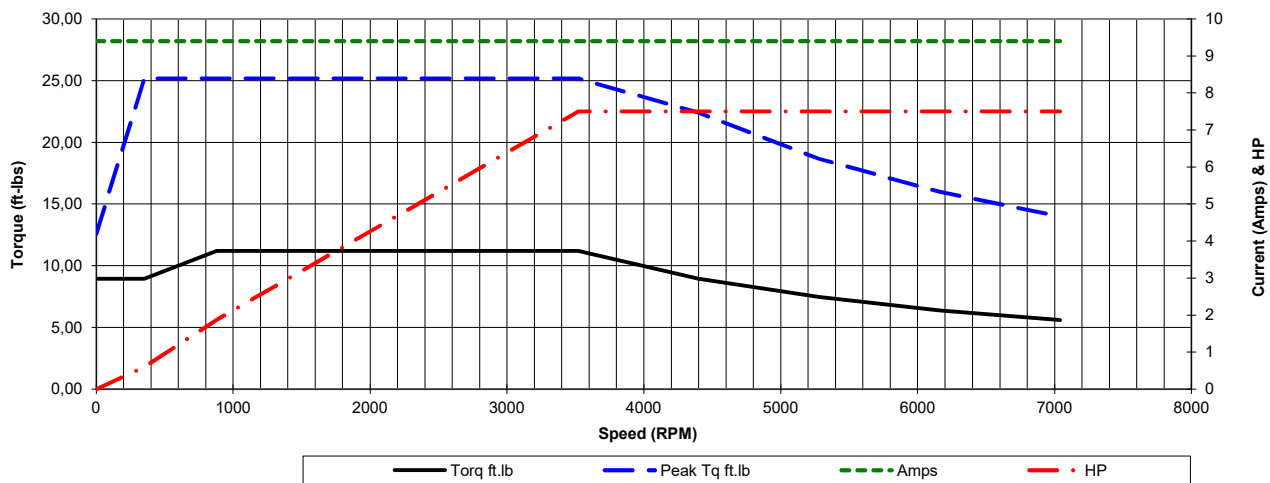
Catalogue #: **MQSP-702TL**

NEMA PREMIUM NR CAN NEMA 12 - 12										
HP	VAC	RPM	Enclosure	Frame	Frequency	Design	Poles	LR Code Letter	Insulation Class	Temp. Rise °C
7,5	460	3520	TEFC	213TC	60	B	2	H	F	42
	0Hz	6Hz	15Hz	30Hz	45Hz	60Hz	75Hz	90Hz	105Hz	120Hz
Amps	9,4	9,4	9,4	9,4	9,4	9,4	9,4	9,4	9,4	9,4
RPM	0	352	880	1760	2640	3520	4400	5280	6160	7040
Torq ft.lb	8,95	8,95	11,19	11,19	11,19	11,19	8,95	7,46	6,39	5,60
Peak Tq ft.lb	12,59	25,18	25,18	25,18	25,18	25,18	22,38	18,65	15,99	13,99
HP	0	0,6	1,9	3,8	5,6	7,5	7,5	7,5	7,5	7,5
	Locked Rotor	Pull-Up	Breakdown	Rated Load	Idle	Duty	S. F.	Ambient	Elevation	dBA @ 1M
Speed (RPM)	0,0	1512	2880	3520	3600	Continuous	1,15	40°C	3,300 ft	81
Current (Amps)	63,0	53,6	37,5	9,4	3,6	VFD Rating: Meets MG1 parts 31.4.4.2				
Torque (ft-lbs)	22,4	19,0	28,0	11,2	0,0	CT	10:1	VT	20:1	

Motor Speed Data



Motor Torque Capability vs RPM



Date: 2024-01-29
 Customer: _____
 Contact: _____
 Submittee: J.C. Lavallée

Catalogue #: MQSP-702TL

NEMA PREMIUM NR CAN NEMA 12 - 12										
HP	VAC	RPM	Enclosure	Frame	Frequency	Design	Poles	LR Code Letter	Insulation Class	Temp. Rise °C
7,5	460	3520	TEFC	213TC	60	B	2	H	F	42
Load %	0%	25%	50%	75%	100%	125%	150%			
Amps	3,57	4,01	5,56	7,34	9,40	11,52	13,76			
Torq ft/lbs	0	2,75	5,53	8,35	11,19	14,07	16,98			
RPM	0	3580	3560	3540	3520	3500	3480			
Eff	0	71,82	85,50	89,10	89,50	89,50	89,50			
PF	0	35,9	70	80	83,5	85,1	85,6			
	Locked Rotor	Pull-Up	Breakdown	Rated Load	Idle	Duty	S. F.	Ambient	Elevation	dBA @ 1M
Speed (RPM)	0	1512	2880	3520	3600	Continuous	1,15	40°C	3,300 ft	81
Current (Amps)	63	53,6	37,5	9,4	3,572	VFD Rating: Meets MG1 parts 31.4.4.2				
Torque (ft-lbs)	22,38	19,02	27,98	11,19	0,0	CT	10:1	VT	20:1	

